

HYDROGEN

SPORT 2.0

INDOOR LED PERIMETER SYSTEM






OVERVIEW


Tough and perfectly suited for indoor environments, the HYDROGEN SPORT 2.0 is a LED display designed to meet the demands of sports competitions. It stands out with specially designed feet that ensure stable positioning at 90° or 75°, while maintaining a remarkably slim profile. The system features a custom cable routing, along with side handles for easy handling. Finally, a 4-in-1 transport flycase is available as an option to simplify logistics.




 APPLICATION
Indoor


 BRIGHTNESS
≤ 2000 NITS

 INGRESS PROTECTION
IP30

 WEIGHT
46 kg/cabinet

 PIXEL PITCH
P5 P6.6 P8


 MATERIAL
Galvanized steel

 DISPLAY AREA (L x H)
1280 x 800 mm

 MAINTENANCE
Back maintenance



FEATURES



CUSTOMIZABLE PRODUCT

Just like the entire HYDROGEN product range, the HYDROGEN SPORT 2.0 is a highly customizable product. The various available options help extend the product's lifespan, simplify its integration, or even adapt it to different configurations. Whether stacked on the floor or hung from bleachers, many different situations require many different solutions, all of which can be answered by the HYDROGEN SPORT 2.0.



INTEGRATED FANS



ADJUSTABLE TO 90° OR 75°



CUSTOM 4-IN-1 FLYCASE



EASY MAINTENANCE

The HYDROGEN SPORT 2.0's maintenance is operated from the back via the cabinet's backdoors. It's an easy process that can be managed by one qualified technician.

LONG LIFESPAN

With a galvanized steel cabinet, Neutrik connectors on the rear, and built-in MRV412 receiving cards for optimal performance, the HYDROGEN SPORT 2.0 ensures excellent integrity in the long run. The same LED stadium perimeter system will last you many years with no functioning issue.

VISUAL PROPERTIES

With a 2000 NITS brightness and a 5mm pixel pitch, you ensure clear visibility from anywhere in your stadium, day or night, to your different sponsors.





TECHNICAL SPECIFICATIONS

Product Parameters	Unit	INDOOR		
		5	6.6	8
Pixel Pitch	mm	5,00	6,67	8,00
LED		SMD1921 3en1	SMD2727 3en1	SMD3535 3in1
Application		Indoor LED Perimeter System		
Ingress Protection	IP	IP30		
Brightness	cd/m ²	≤ 2000 Nits @5volts		
Color Temperature after calib (adjustable)	deg. K	6500~8500K		
Viewing Angle (50% brightness)	deg.	140(+/-70) H / 140 V		
Cabinet Size (WxHxD)	mm	1280 x 880 x 130		
Display area (WxH)	mm	1280 x 800		
Module Size (WxHxD)	mm	320 x 160		
Pixel Matrix Per Cabinet (WxH)	px	256 x 160	192 x 120	160 x 100
Pixel Matrix Per Module (WxH)	px	64 x 32	48 x 24	40 x 20
Pixel Density	px/m ²	40000	22500	15625
Weight	kg/m ²	46 kg/cabinet		
Cabinet Material		Galvanized steel		
Maintenance Mode		Back only		
Mask specification		95% Plastic + 5% Fiber / SS Screws / No shaders		
Contrast Ratio		High		
Grey scale (linear)	bit	14~16		
Brightness control	bit	14~16		
Processing depth	bit	14~16		
Color		281 Trillions		
Display Refresh Rate	Hz	3840		
Operation Power	V	AC85-230V		
Max. Power Consumption	W/m ²	300		
Average Power Consumption	W/m ²	120		
Control Mode		Synchronisation		
Video Frame Rate	Hz	50/60Hz		
Input Types Supported		DVI / SDI / HD-SDI		
3D ready (optional)		yes		
Calibration		yes		
Lifetime (50% brightness)	h	50000		
Operating Humidity Range		10-90%		
Operating Temperature Range		-10°C / +50°C		
Screen Uniformity Correction		Brightness + chromaticity		
Certification		CE / ETL / CCC		
Available options		Neutrik indoor connectors / Aluminum / Perimeter System option / Size can be customised		
Compatibility		No		

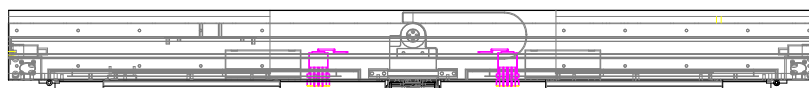
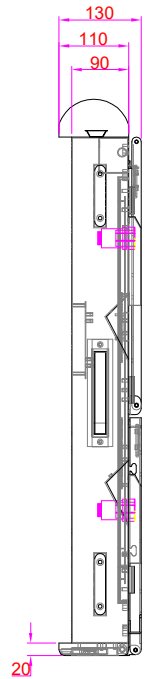
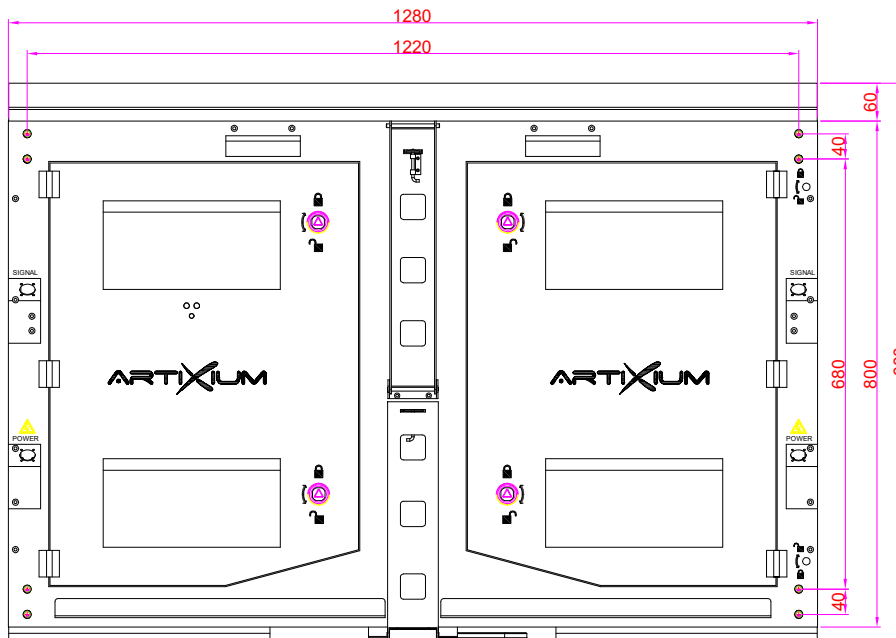
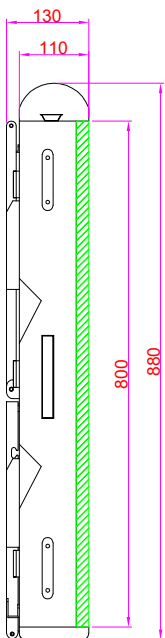
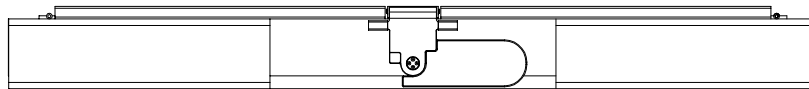
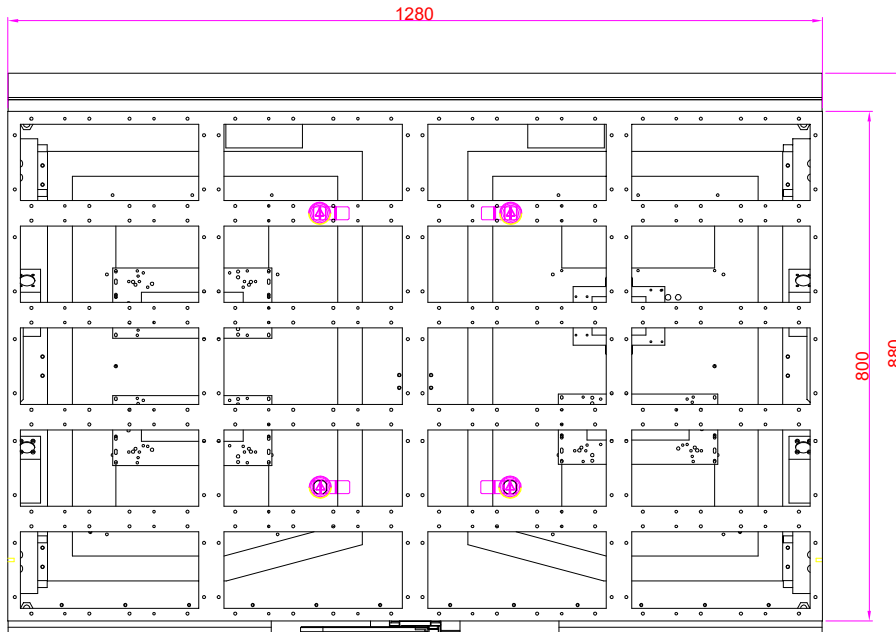


Information and design in this leaflet are subject to Artixium France SAS copyright. No material from this leaflet can be used in any context without ARTIXIUM approval. Designs and specifications are subject to change without notice. All images of ARTIXIUM products components and accessories used here are also subject to change without notice. All information presented herein is based on the latest information at the time of publishing. Actual results of performance and other specifications may differ or vary with production models and may depend on selected options and model ranks.



TECHNICAL DRAWINGS

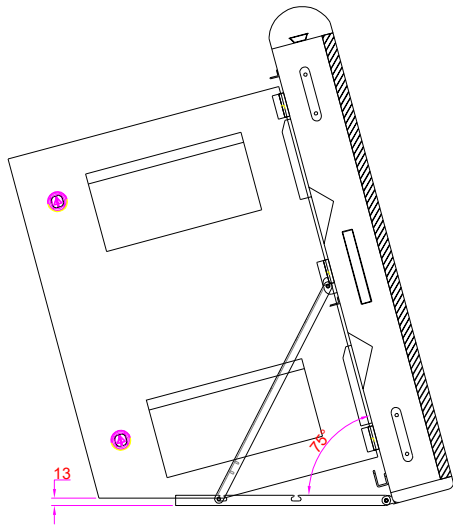
1280 x 880 x 130 mm (P5, P6.6, P8)



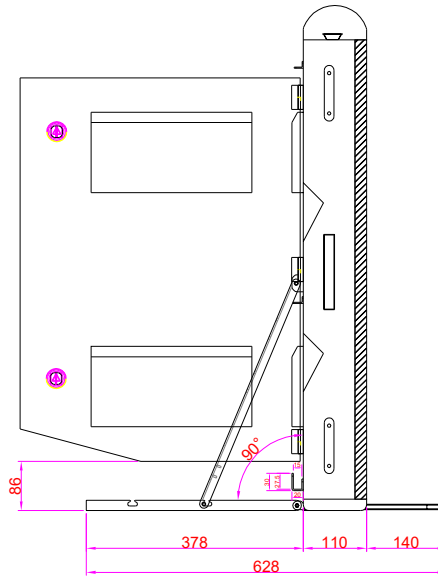


TECHNICAL DRAWINGS

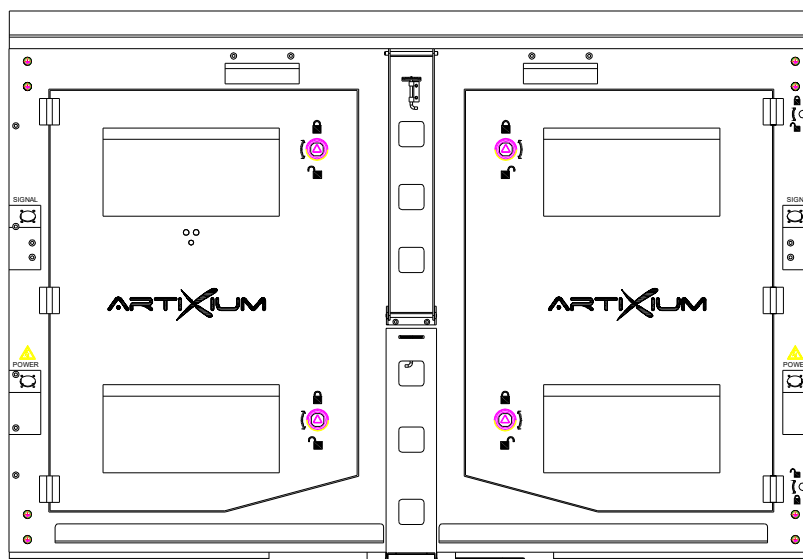
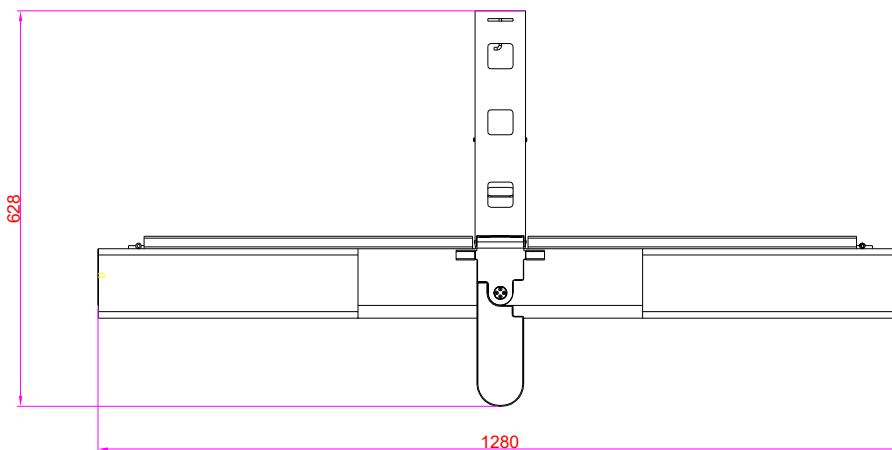
1280 x 880 x 130 mm (P5, P6.6, P8)



75 Degree Installation



90 Degree Installation





CONTACT

The Artixium regional branches are the key for the growth and development of our global network all over the world. Artixium's team is a spectrum of different nationalities and cultures, reflecting their global presence and mindset, mak-

ing their communication smooth and hassle-free with clients from all around the world. Customer care, Innovation and flexibility has always been our values and we intend to keep this reputation for many years to come.

ARTIXIUM FRANCHISES

"From your project's conception to its completion."



112 Avenue Franklin Roosevelt
69120 Vaulx-en-Velin
France



Artixium Operational Center
518000 Shenzhen
China




Weissensteinstrasse 90b,
46149 Oberhausen
Germany




Merkez Mah. Baglar Cad. A
Blok Apt. No: 14D/13 Kagithane, Istanbul
Turkey




 www.artixium.com

 0 428 001 801

 [linkedin.com/company/artixium](https://www.linkedin.com/company/artixium)

 twitter.com/artixium

 contact@artixium.com

 [youtube.com/@artixium](https://www.youtube.com/@artixium)

 [facebook.com/artixium](https://www.facebook.com/artixium)

 [instagram.com/artixium](https://www.instagram.com/artixium)



Since its creation in 2012 by two european entrepreneurs, Artixium has been evolving and always looking for innovative ways to contribute to the digital transition of our world. It only took a few years for Artixium to become a key player in the LED display industry.

www.artixium.com